

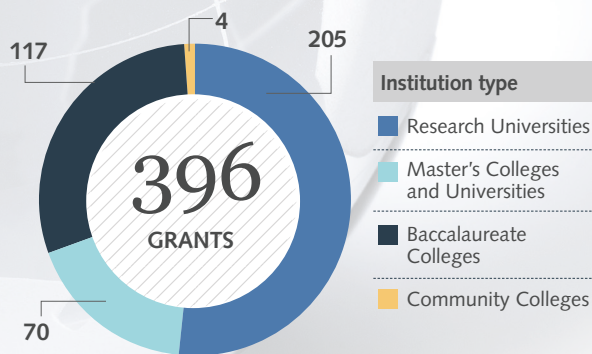
FLTA Program 2016-2017

Data as of October 1, 2016

Number of FLTAs by Language

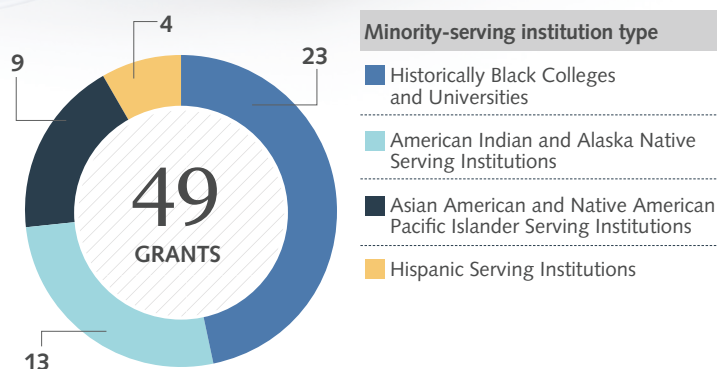
Language	FLTA Grants
Arabic	69
Bengali	4
Burmese	2
Chinese	45
Dutch	1
Finnish	3
French	30
German	23
Hausa	1
Hindi	11
Indonesian	9
Irish	9
Italian	4
Japanese	10
Kazakh	2
Kiswahili	15
Korean	7
Kyrgyz	1
Malay	2
Mongolian	1
Pashtu	2
Portuguese	20
Russian	38
Spanish	35
Tagalog	4
Tajik	1
Thai	6
Turkish	19
Urdu	5
Uzbek	3
Vietnamese	4
Yoruba	9
Zulu	1

Number of FLTA Grantees by Institution Type



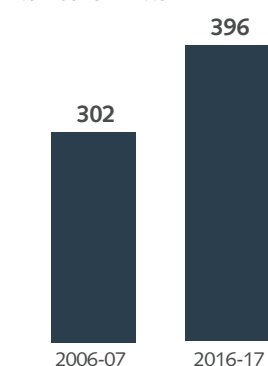
187
HIGHER
EDUCATION
INSTITUTIONS
in 44 states and
DC participated
in the
FLTA Program

Number of FLTA Grantees by Minority-Serving Institutions

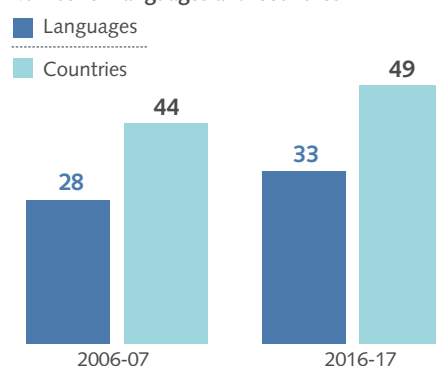


Fulbright FLTA Program Growth

Number of FLTAs



Number of Languages and Countries



Top 20 Participating U.S. States

State	Grantees
Pennsylvania	44
New York	32
Indiana	27
Ohio	24
Georgia	23
North Carolina	18
California	17
Michigan	14
Oregon	13
Florida	12
Connecticut	11
Massachusetts	11
Minnesota	11
Wisconsin	11
Iowa	10
Illinois	9
Texas	9
Maryland	8
Mississippi	8
Kentucky	7

10,549

U.S. STUDENTS TAUGHT
NATIONALLY

Fulbright FLTA Survey

- **95 percent** of the FLTAs reported that their students plan to continue studying the language.
- **97 percent** of the FLTAs reported that their students have an increased interest in the FLTA's culture.
- **97 percent** of the FLTAs reported that their understanding of U.S. society and culture expanded greatly due to their year in the United States.



The Fulbright Program, sponsored by the U.S. Department of State's Bureau of Educational and Cultural Affairs, is the U.S. government's flagship international exchange program and is supported by the people of the United States and partner countries around the world.

For more information, visit eca.state.gov/fulbright or www.fulbrightonline.org.

