

Foreign Student Program 2016-2017

Data as of October 1, 2016

2016 Cohort Top Areas of Study

Areas of Study	Grants	Percentages
Social Sciences	329	18%
Physical Sciences	231	13%
Engineering	204	11%
Law	161	9%
Professional/Other	161	9%
Biological Sciences	143	8%
Business	127	7%
Humanities	124	7%
Education	117	6%
Arts	110	6%
Health and Medical Sciences	97	5%
Occupational Training	5	<1%
Total	1809	

Institutional Enrollment in U.S.

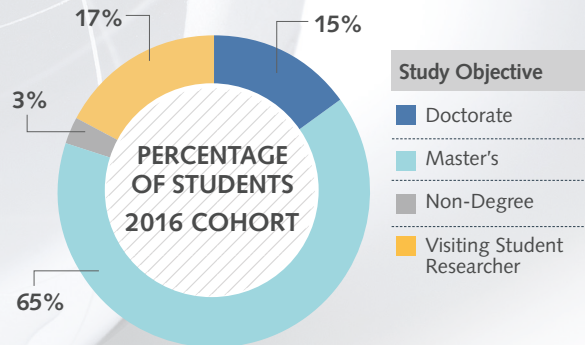


Foreign Student Grantees by Host Institution Type

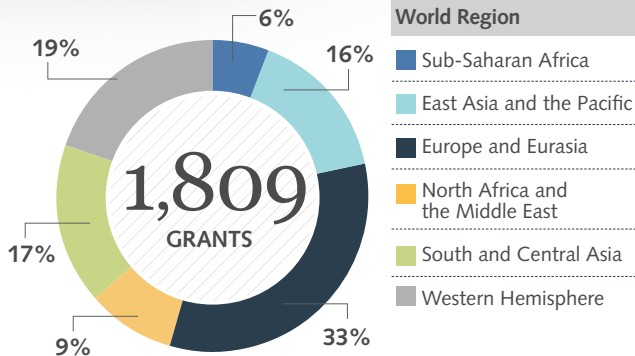
Minority-Serving Institutions	Grantees
American Indian and Alaska Native Serving Institutions*	100
Asian American and Native American Pacific Islander Serving Institutions*	70
Hispanic Serving Institutions*	10
Historically Black Colleges and Universities	1
Predominantly Black Institutions*	1
Tribal Colleges and Universities	1
Total	178

*Institutions may belong to more than one MSI category

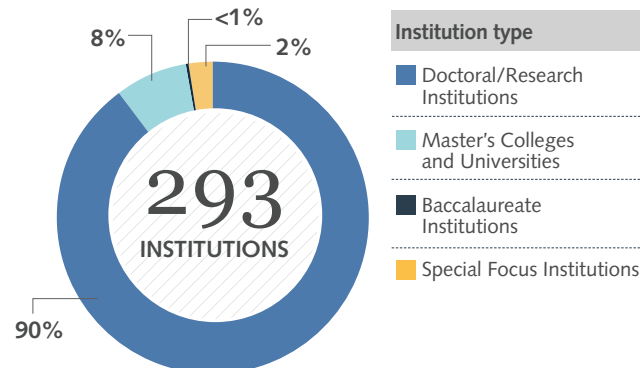
Foreign Students by Study Objective



Foreign Student New Grants by World Region



Foreign Student Grantees by Host Institution Type



Top Sending Countries

Countries	Students
Pakistan	158
Germany	80
Afghanistan	76
Indonesia	73
Colombia	54
Russia	51
Mexico	49
Spain	44
India	38
Turkey	38
Chile	37
Egypt	36
Tunisia	34
Ukraine	32
South Korea	31
France	28
China	26
Poland	25
Argentina	24
Brazil	24

Top 20 Receiving States

State	Grants
New York	304
Massachusetts	189
California	164
Illinois	87
Pennsylvania	85
District of Columbia	72
Texas	70
Georgia	67
Michigan	65
Florida	63
Maryland	46
North Carolina	45
Indiana	43
New Jersey	37
Ohio	33
Arizona	32
Washington	31
Colorado	29
Virginia	25
Arkansas	23



The Fulbright Program, sponsored by the U.S. Department of State's Bureau of Educational and Cultural Affairs, is the U.S. government's flagship international exchange program and is supported by the people of the United States and partner countries around the world.

For more information, visit eca.state.gov/fulbright or www.fulbrightonline.org.

