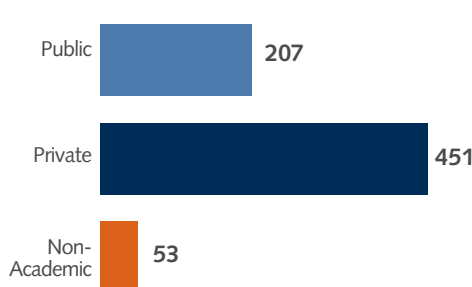


U.S. Scholar Program 2016-2017

Top 20 Home States

Home States	Scholars
California	63
New York	54
Pennsylvania	43
Florida	36
Massachusetts	32
Michigan	31
Texas	30
Ohio	29
Illinois	22
Multiple	21
North Carolina	19
Virginia	18
Georgia	17
Washington	17
Colorado	16
Indiana	16
Maryland	15
District of Columbia	14
Wisconsin	13
Arizona	12
Connecticut	12
Iowa	12
Minnesota	12
New Jersey	12

Institution Type

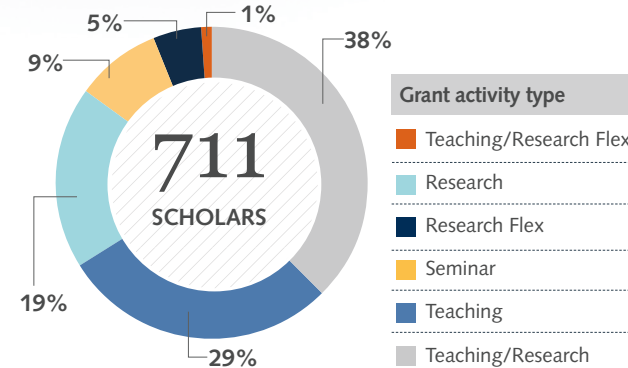


Fulbright U.S. Scholar Applicants and Grants by World Region

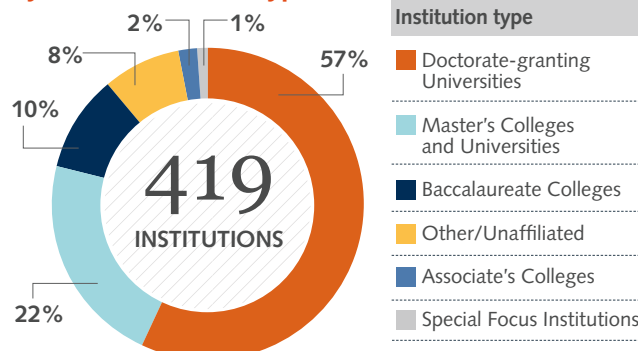
World Region	2006-2007		2011-2012		2016-2017	
	APPS	GRANTS	APPS	GRANTS	APPS	GRANTS
Sub-Saharan Africa	219	59	203	73	251	72
East Asia/Pacific	443	156	433	140	395	96
Europe and Eurasia	1,202	380	1,065	376	1,285	347
Global	n.a.	n.a.	n.a.	n.a.	87	13
Middle East/North Africa	156	56	144	47	95	29
South and Central Asia	111	59	214	98	238	57
Western Hemisphere	278	117	295	112	406	97
Total	2,409	827	2,354	846	2,757	711*

*This number will increase as additional details are confirmed for 2016-2017 grants that will begin in 2017; over 800 grantees are expected after all confirmations.

Fulbright U.S. Scholar Grants by Program Activity



Fulbright U.S. Scholar Grants by Home Institution Type



Top 15 Receiving Countries

Countries	Scholars
1. India	46
2. United Kingdom	35
3. Germany	34
4. France	27
5. Japan	22
6. Austria	20
7. Italy	19
8. Canada	17
9. Russia	16
10. China	15
10. Finland	15
12. Norway	14
13. Romania	13
13. Brazil	13
15. South Korea	12
15. Israel	12



The Fulbright Program, sponsored by the U.S. Department of State's Bureau of Educational and Cultural Affairs, is the U.S. government's flagship international exchange program and is supported by the people of the United States and partner countries around the world. For more information, visit eca.state.gov/fulbright.

The Fulbright Scholar Program is administered by the Council for International Exchange of Scholars, a division of the Institute of International Education. For more information, contact us at scholars@iie.org or 202-686-4000, or visit www.iie.org/cies.



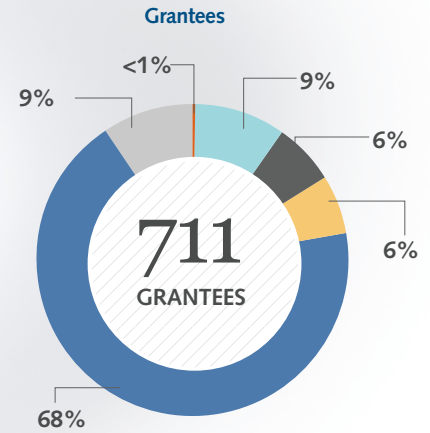
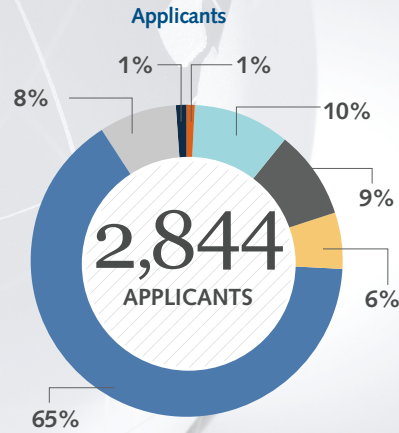
U.S. Scholar Program 2016-2017

FULBRIGHT SCHOLAR PROGRAM

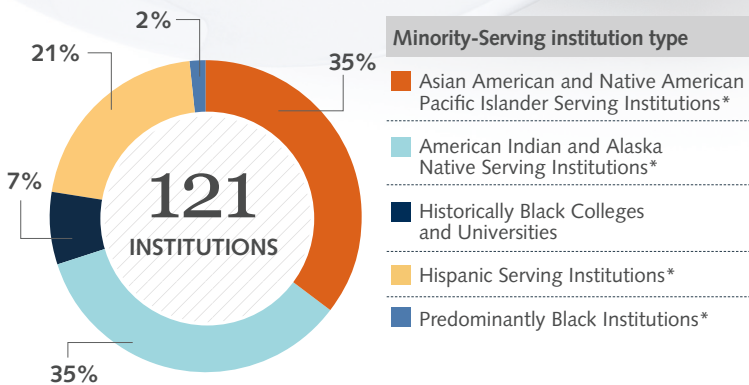
U.S. Scholar Applicant and Grantee Ethnicity

Ethnicity

- American Indian or Alaska Native
- Asian or Pacific Islander
- Black or African American (Non Hispanic)
- Hispanic
- White (Non Hispanic)
- No Response
- Other

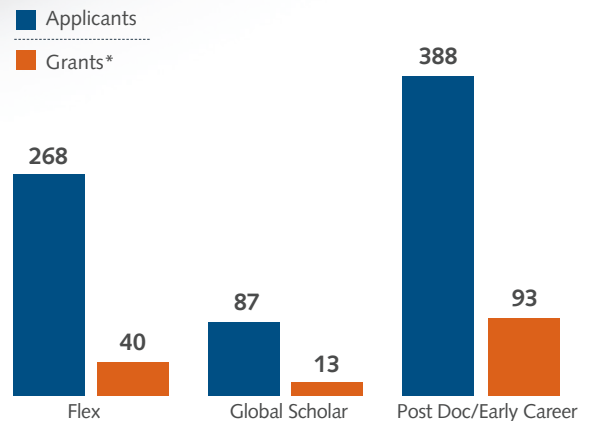


Number of U.S. Scholars by Minority-Serving Institutions



*Institutions may belong to more than one MSI category and have been counted twice to reflect each MSI category.

U.S. Scholar Innovations



* These numbers will increase as additional details are confirmed for the 2016-2017 grants.

Fulbright U.S. Scholar Program Highlights

Each year over 800 scholars including administrators, professionals, artists, journalists, scientists, lawyers and many others teach and/or conduct research in upwards of 140 countries. The Fulbright U.S. Scholar Program has adopted many new innovations to meet the changing needs of U.S. academics and professionals, which include the following:

- **Fulbright Flex:** Flex awards in the Fulbright Scholar Program provide opportunities for scholars to pursue multiple, short-term stays over a period of one to two years. In 2016-2017 grantees in the Flex category pursued research and teaching/research grant opportunities in addition to participating in seminars, mentoring students and engaging with the academic community in their host country.
- **Fulbright Global Scholar Award:** The Fulbright Global Scholar Award allows U.S. academics and professionals to engage in multi-country, trans-regional projects. As a truly worldwide award, U.S. scholars may propose research or combined teaching/research activity in two to three countries with flexible schedule options. 2016-2017 marked the inaugural year of the Fulbright Global Scholar Award.

- **Fulbright Postdoctoral Scholar Awards:** The Fulbright Scholar Program encourages participation from U.S. scholars who have recently completed their doctoral or other terminal degree within the previous five years. The Fulbright Program offers approximately 350 opportunities in over 120 countries to early career scholars.
- **Innovative Program Models:** The Fulbright Scholar Program brings together networks of scholars from around the world to participate in collaborative research on targeted themes. The third cohort of the **Fulbright NEXUS Program**, which consisted of 20 scholars from various disciplines, met in Washington, DC in May 2016 for their final meeting to discuss and present their findings on the impact of climate change on the Western Hemisphere. They are also participating in follow on grants to continue their multidisciplinary research. The **Fulbright Arctic Initiative** brings together scholars from the eight Arctic Council nations to stimulate international scientific collaboration on Arctic issues focusing on four major themes: energy, water, health, and infrastructure. The scholars presented their research findings at the final meeting in Washington, DC in October 2016.